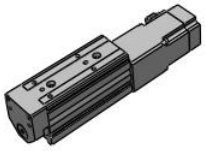

AC Servo Motor Type – LESYH
LESYH25DT7A-50-R5PD21

Datasheet

General series information

- Body size: 16 and 25 mm
- Stroke: 50 to 150 mm
- Speed: up to 400 mm/s
- Acceleration: up to 5000 mm/s^2
- Encoder: Incremental.

Standard specifications

Size	25
Motor Mounting Position	D (In-line)
Motor Type	T7 (200W Output, Absolute Encoder, LECSB/C/S/N)
Lead	A (Size 16: 12 mm, Size 25: 16 mm(D)/20 mm(R/L))
Stroke	50 mm
Motor Option	Without lock
Actuator Cable type	R (Robotic Cable, Flexible Cable)
Actuator Cable Length	5 (5m)
Driver Type	PD2 (LECSND2-T-P/PROFINET®, 200 V to 240 V)
I/O Connector	1 (1.5 m)
Pushing speed	30 mm/s or less
Lost motion	0.1 mm or less
Impact/Vibration resistance	50/20 m/s2
Actuation type	Ball screw + Belt (Parallel), Ball screw (In-line)
Motor type	AC servo motor (200 VAC)

Specifications are subject to change without prior notice and any obligation on the part of the manufacturer.

SMC CORPORATION Zuazobidea 14, 01012, Vitoria-Gasteiz, Álava +34 945184100 +34 945184126 www.smc.eu support.marketingeurope@smc.com

Encoder	Motor type T6, T7: Absolute 22-bit encoder (Resolution: 4194304 p/rev) (For LECSB-T, LECSS-T, LECSN-T) Motor type T6, T7: Absolute 18-bit encoder (Resolution: 262144 p/rev) (For LECSC-T)
Horizontal work load	12 kg
Vertical work load	10 - 20 kg
Speed	200 - 400 mm/s
Max. Acceleration/deceleration	5000 mm/s2
Operating humidity range	90 % RH or less (No condensation)
Positioning repeatability	±0.01 mm
Power Consumption	65 W (horizontal), 175 W (vertical)
Operating temperature range	5 - 40 ºC
Pushing force	98 - 197 N, 192 - 385 N
Lock: Holding force	197 - 385 N
Guide type	Linear guide (Circulating type)
Standby power consumption when operating	2 W (horizontal), 8 W (vertical)
Max. instantaneous power consumption	724 W
Lock unit type	Non-magnetizing lock
Lock unit power consumption	7.9 W
Lock unit rated voltage	24 VDC ±10%
Motor output/size	200 W/60

Specifications are subject to change without prior notice and any obligation on the part of the manufacturer.

SMC CORPORATION Zuazobidea 14, 01012, Vitoria-Gasteiz, Álava +34 945184100 +34 945184126 www.smc.eu support.marketingeurope@smc.com

Dimensions

LESYH25D$^{S3}_{T7}$□-□

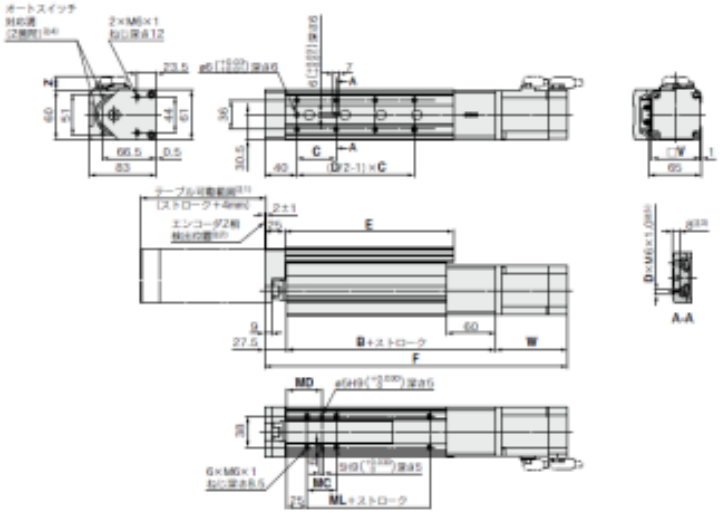

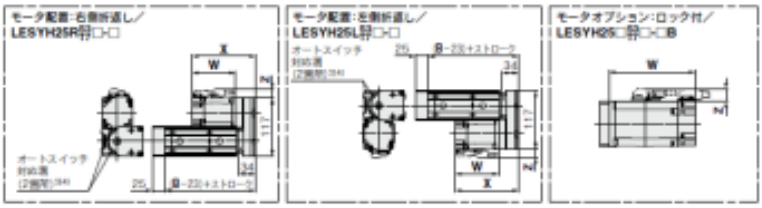

注1) 原点復帰動作等により、テーブルが可動する範囲です。
周辺にあるワーク・設備等と干渉しないようにご注意ください。
注2) ストローク端からの2相検出位置を示します。
注3) ワーク固定用ボルトが長すぎると、ガイドブロックに当り作動不良等の原因となります。
ねじ長以下になる長さのボルトをご使用ください。
注4) リミット機能用・中間位置機能用D-M9□、D-M9□E、D-M9□W(2色表示)に対応。
オートスイッチは別手配置います。詳細はWEBカタログをご参照ください。

寸法表

(mm)

型式	ストローク	B	C	D	E	ロック なし F	ロック なし W	ロック なし X	ロック なし Z	ロック付 F	ロック付 W	ロック付 X	ロック付 Z	MC	MD	ML
LESYH25□S3□	50	156.3	75	4	143	322	88.2	128.2	17.1	350.6	116.8	156.8	17.1	36	43	50
	100		48	8	207	372				400.6						
	150	186.3	65		285	452				480.6				53	51.5	80
LESYH25□T7□	50	156.3	75	4	143	310.4	76.6	116.6		347.2	113.4	153.4		36	43	50
	100		48	8	207	360.4				397.2						
	150	186.3	65		285	440.4				477.2				53	51.5	80

Specifications are subject to change without prior notice and any obligation on the part of the manufacturer.

SMC CORPORATION Zuazobidea 14, 01012, Vitoria-Gasteiz, Álava +34 945184100 +34 945184126 www.smc.eu support.marketingeurope@smc.com

Additional information

Catalogue	LESYH-A_EU.pdf
Declaration of conformity	newDoC_LESYH_servoAC_V6_V7_EN.pdf newDoC_LESYH_servoAC_S2_S3_EN.pdf newDoC_LESYH_servoAC_T6_T7_EN.pdf
Installation manuals	IM_LESYH_ServoAC_EN.pdf
Operation manuals	OM_LESYH_servoAC_EN.pdf

Specifications are subject to change without prior notice and any obligation on the part of the manufacturer.

SMC CORPORATION Zuazobidea 14, 01012, Vitoria-Gasteiz, Álava +34 945184100 +34 945184126 www.smc.eu support.marketingeurope@smc.com