

# C(D)85, ISO Standard Cylinder, Double Acting, Single Rod

CD85N12-25C-B

Datasheet

## General series information

- Double acting, single rod, crimped cylinder
- Conforms to ISO 6432 and CETOP RP52P
- Bore sizes (mm): 8, 10, 12, 16, 20, 25
- Standard strokes up to 300mm
- Auto switch capable

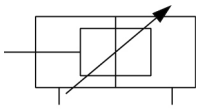

*Double-acting cylinder with cushioning adjustable at both ends, single piston rod*

## Standard specifications

| | |
|---|---|
| Low Speed | None |
| Stroke | 25 |
| Long Stroke | None |
| Magnet | D (Built-in) |
| Rod End Options | None |
| Lead Wire or Pre-wired Connector | 0.5 m (Or None in the Case of No Switch) |
| Auto Switch | No Switch |
| Cushion | C (Air Cushion) |
| Mounting | N (Basic Integrated Clevis) |
| Bore Size | Ø12 mm |
| Rod Boot | None |
| Number | 2 pcs. (Or None in Case of No Switch) |
| Stainless Steel | None |
| Temperature Resistance | None |
| Auto Switch Mounting | B (Band) |
| Pressure medium | Compressed Air |
| Maximum temperature of pressure medium | 80 °C |
| Maximum temperature of pressure medium with magnet | 60 °C |

*Specifications are subject to change without prior notice and any obligation on the part of the manufacturer.*



SMC United Kingdom +34 945184126 sales@smc.uk

| | |
|---|---|
| Minimum temperature of pressure medium | -20 °C [without condensation] |
| Minimum temperature of pressure medium with magnet | -10 °C [without condensation] |
| Maximum operating pressure | 1 MPa |
| Minimum operating pressure | 0.08 MPa |
| Proof pressure | 1.5 MPa |
| Maximum ambient temperature | 80 °C |
| Maximum ambient temperature with magnet | 60 °C |
| Minimum ambient temperature | -20 °C |
| Minimum ambient temperature with magnet | -10 °C |
| Number of pneumatic connections | 2 pcs. |
| Pneumatic input connection | M5 |
| Pneumatic output connection | M5 |
| Mode of operation of drive | Double acting |
| Theoretical cylinder force, advance stroke (at 0.5 MPa) | 56.6 N |
| Theoretical cylinder force, return stroke (at 0.5 MPa) | 42.4 N |
| Maximum piston speed | 1,500 mm/s |
| Type of cushioning | Air cushion |
| Piston rod end | External thread |
| Geometric form of the piston rod | Single rod |
| Male thread of rod end | M6 |
| Usable tubing material | Soft nylon;Nylon;Polyurethane |
| Minimum piston speed | 50 mm/s |
| Weight | 0.112 Kg |

Specifications are subject to change without prior notice and any obligation on the part of the manufacturer.



SMC United Kingdom +34 945184126 sales@smc.uk

# Dimensions

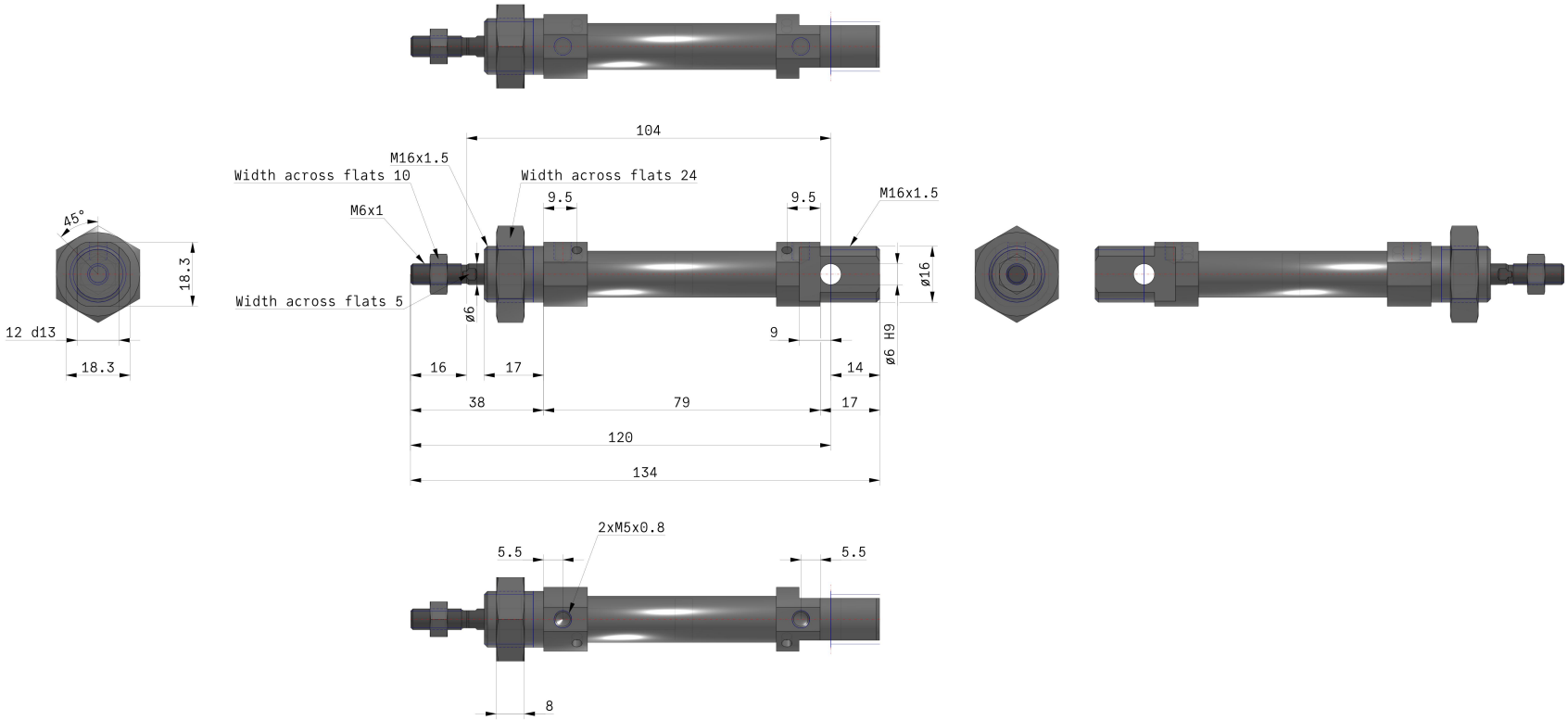


Specifications are subject to change without prior notice and any obligation on the part of the manufacturer.

# Constructions

### Double acting: Single rod
### C□85□10 to 16 Air cushion (Disassembly is not possible)

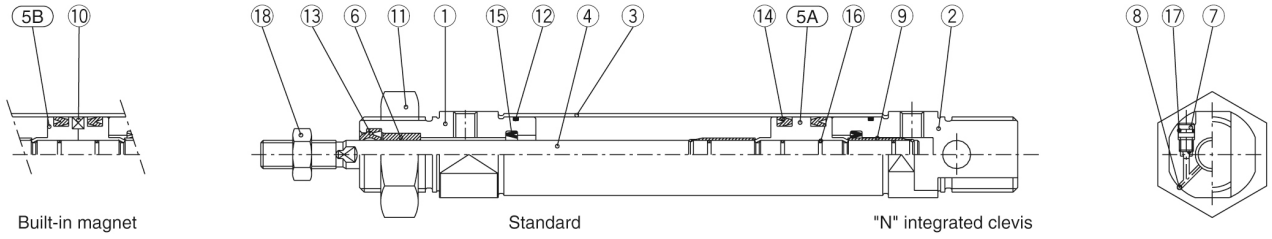


### Component Parts

| No. | Description | Material | Quantity | Remarks |
|---|---|---|---|---|
| ① | Rod cover | Aluminum alloy | 1 | White anodized |
| ② | Head cover N | Aluminum alloy | 1 | White anodized |
| ③ | Cylinder tube | Stainless steel | 1 | |
| ④ | Piston rod | Stainless steel | 1 | |
| 5A | Piston A | Brass | 1 | |
| 5B | Piston B | Brass | 2 | (Switch style piston) |
| ⑥ | Bush | Sintered bronze | 1 | |
| ⑦ | Cushion needle | Stainless steel | 2 | |
| ⑧ | Steel ball | Bearing steel | 2 | |

| No. | Description | Material | Quantity | Remarks |
|---|---|---|---|---|
| ⑨ | Cushion ring | Brass | 2 | |
| ⑩ | Magnet | | 1 | |
| ⑪ | Mounting nut | Carbon steel | 1 | Nickel plated |
| ⑫ | Tube gasket | NBR | 2 | |
| ⑬ | Rod seal | NBR | 1 | |
| ⑭ | Piston seal | NBR | 2 | |
| ⑮ | Check seal | NBR | 2 | |
| ⑯ | Piston gasket & cushion ring gasket | NBR | 3 | |
| ⑰ | Needle seal | NBR | 2 | |
| ⑱ | Rod end nut | Carbon steel | 1 | Nickel plated |

Specifications are subject to change without prior notice and any obligation on the part of the manufacturer.



SMC United Kingdom +34 945184126 sales@smc.uk

## Additional information

| | |
|---|---|
| Catalogue | C85_C75-A_EU.pdf |

Specifications are subject to change without prior notice and any obligation on the part of the manufacturer.



SMC United Kingdom +34 945184126 sales@smc.uk