

C(D)85-S/T, ISO Cylinder, Single Acting, Single Rod

C85N25-150S

Datasheet

General series information

- Single acting, single rod, spring return/spring extend
- Conforms to ISO standard 6432
- Bore sizes (mm): 8, 10, 12, 16, 20, 25
- Standard strokes up to 150mm
- Auto switch capable

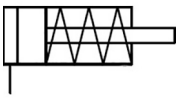

Single-acting cylinder, single piston rod, return stroke by spring

Standard specifications

Magnet	None
Mounting	N (Basic Integrated Clevis)
Bore Size	Ø25 mm
Stroke	150
Action	S (Spring Return)
Switch Mounting	None
Auto Switch	No Switch
Lead Wire or Prewired Connector	0.5m (Or None in the Case of No Switch)
Number	2 pcs. (Or None in the Case of No Switch)
Rod End Options	None
Made of Stainless Steel	None
Pressure medium	Compressed air
Maximum temperature of pressure medium	80°C
Minimum temperature of pressure medium	-20°C
Maximum operating pressure	1 MPa
Minimum operating pressure	0.18 Mpa
Proof pressure	1.5 MPa
Maximum ambient temperature	80°C

Specifications are subject to change without prior notice and any obligation on the part of the manufacturer.

SMC CORPORATION Zuazobidea 14, 01012, Vitoria-Gasteiz, Álava +34 945184100 +34 945184126 www.smc.eu emcmarketing@smc.smces.es

Minimum ambient temperature	-20°C
Number of pneumatic connections	1 pc.
Pneumatic input connection	G 1/8
Pneumatic output connection	G 1/8
Mode of operation of drive single	Single acting, spring return
Maximum piston speed	1500 mm/s
Type of cushioning	Rubber bumper
Piston rod end	External thread
Geometric form of the piston rod	Single rod
Male thread of rod end	M10 x 1.25
Weight	0.576 Kg

Specifications are subject to change without prior notice and any obligation on the part of the manufacturer.

SMC CORPORATION Zuazobidea 14, 01012, Vitoria-Gasteiz, Álava +34 945184100 +34 945184126 www.smc.eu emcmarketing@smc.smces.es

Dimensions

単動・押出し
C□85 [チューブ内径] − [ストローク] S − □
磁石なし／磁石内蔵

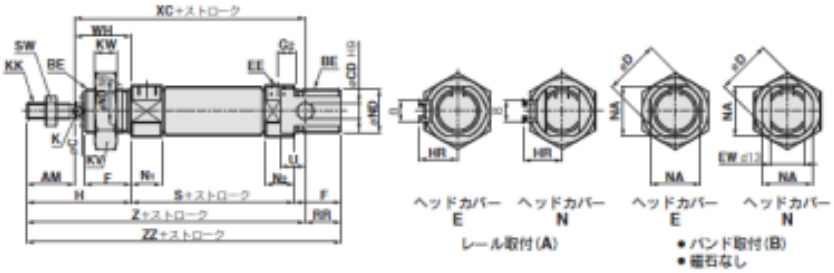

C□85KN, C□85KE
ロッド回り止め形

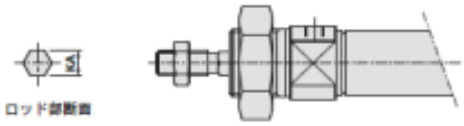

寸法表 (mm)

チューブ内径	AM	BE	C	CD	D	EE	EW	F	G2	H	HR	K	KA	KK	KV	KW	N1	N2	NA	ND	RR	SW	U	WH
8	12	M12×1.25	4	4	16.7	M5×0.8	8	12	5	28	10	—	4.2	M4×0.7	19	6	5.5	9.5	15	12	10	7	6	16
10	12	M12×1.25	4	4	16.7	M5×0.8	8	12	5	28	10.5	—	4.2	M4×0.7	19	6	5.5	9.5	15	12	10	7	6	16
12	16	M16×1.5	6	6	19.7	M5×0.8	12	17	6	38	14	5	6.2	M6×1	24	8	5.5	10.5	18.3	16	14	10	9	22
16	16	M16×1.5	6	6	19.7	M5×0.8	12	17	6	38	14	5	6.2	M6×1	24	8	5.5	10.5	18.3	16	13	10	9	22
20	20	M22×1.5	8	8	28	G 1/8	16	20	8	44	17	6	8.2	M8×1.25	32	11	15	15	24	22	11	13	12	24
25	22	M22×1.5	10	8	33.5	G 1/8	16	22	8	50	20	8	10.2	M10×1.25	32	11	15	15	30	22	11	17	12	28

チューブ内径	S			XC			Z			ZZ		
	1−50	51−100	101−150	1−50	51−100	101−150	1−50	51−100	101−150	1−50	51−100	101−150
8	46(52)(56(62))	—	—	64(70)(74(80))	—	—	75(82)(86(92))	—	—	86(92)(96(102))	—	—
10	46(50)(56(60))	—	—	64(68)(74(78))	—	—	75(80)(86(90))	—	—	86(90)(96(100))	—	—
12	50(53.5) 60(63.5)]	—	—	75(78.5) 85(88.5)]	—	—	91(94.5) 101(104.5)]	—	—	105(108.5) 115(118.5)]	—	—
16	56(59.5) 66(69.5)]	71.5(75) 92(95.5)]	87(90.5) 118(121.5)]	82(85.5) 92(95.5)]	97.5(101) 118(121.5)]	113(116.5) 144(147.5)]	98(101.5) 108(111.5)]	113.5(117) 134(137.5)]	129(132.5) 160(163.5)]	111(114.5) 121(124.5)]	126.5(130) 147(150.5)]	142(145.5) 173(176.5)]
20	62(87)	112	137	95(120)	145	170	115(140)	165	190	126(151)	176	201
25	65(88.5)	113.5	138.5	104(127.5)	152.5	177.5	126(149.5)	174.5	199.5	137(160.5)	185.5	210.5

( )内はオートスイッチ付の場合。[ ]内はロッド回り止め形の場合。

Specifications are subject to change without prior notice and any obligation on the part of the manufacturer.

SMC CORPORATION Zuazobidea 14, 01012, Vitoria-Gasteiz, Álava +34 945184100 +34 945184126 www.smc.eu emcmarketing@smc.smces.es

Constructions

Single acting: Single rod
Spring return/C□85□20, 25-□S

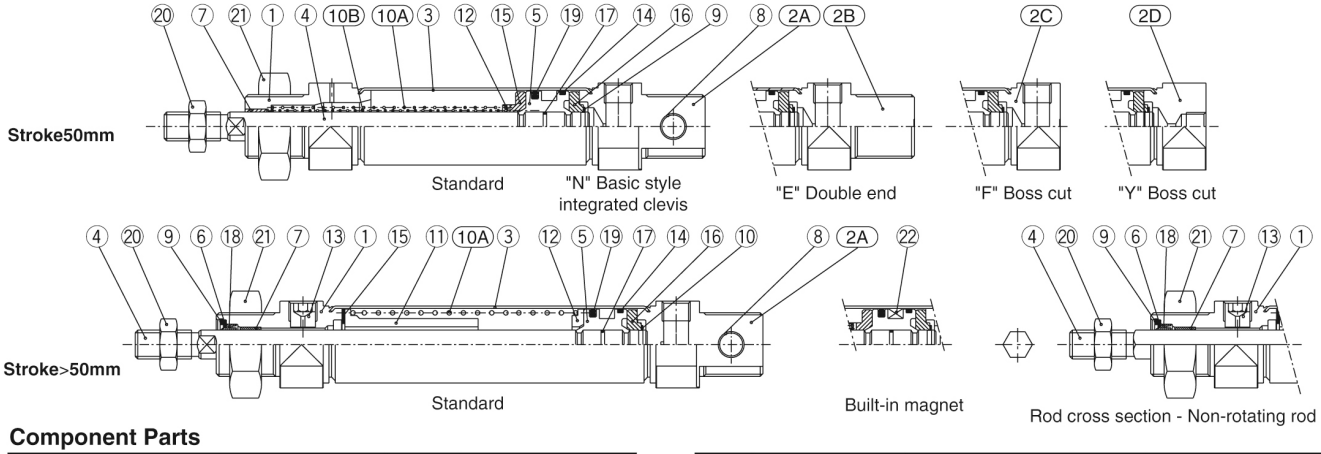

Component Parts

No.	Description	Material	Quantity	Remarks
①	Rod cover	Aluminum alloy	1	White anodized
2A	Head cover N	Aluminum alloy	1	White anodized
2B	Head cover E	Aluminum alloy	1	White anodized
2C	Head cover F	Aluminum alloy	1	White anodized
2D	Head cover Y	Aluminum alloy	1	White anodized
③	Cylinder tube	Stainless steel	1	
④	Piston rod	Carbon steel*	1	Hard chrome plated
⑤	Piston	Aluminum alloy	1	Chromated
⑥	Plain washer	Carbon steel	1	Nickel plated
⑦	Bushing	Sintered bronze	1	
⑧	Bushing	Sintered bronze	1	
⑨	Retaining ring	Carbon steel	1	Nickel plated
10A	Return spring A	Piano wire	1	Zinc chromated

* Stainless steel (Non-rotating rod)

No.	Description	Material	Quantity	Remarks
10B	Return spring B	Piano wire	1	Zinc chromated
⑪	Spring guide	Aluminum alloy	1	
⑫	Spring holder	Aluminum alloy	1	
⑬	Set screw	Carbon steel	1	
⑭	Wear ring	Phenolic resin	1	
⑮	Bumper A	Urethane	1	
⑯	Bumper B	Urethane	1	
⑰	Piston gasket	NBR	1	
⑱	Rod seal	NBR	1	
⑲	Piston seal	NBR	1	
⑳	Rod end nut	Carbon steel	1	Nickel plated
㉑	Mounting nut	Carbon steel	1	Nickel plated
㉒	Magnet		1	(Switch style only)

Specifications are subject to change without prior notice and any obligation on the part of the manufacturer.

SMC CORPORATION Zuazobidea 14, 01012, Vitoria-Gasteiz, Álava +34 945184100 +34 945184126 www.smc.eu emcmarketing@smc.smces.es

Additional information

Catalogue	C85_C75-A_EU.pdf

Specifications are subject to change without prior notice and any obligation on the part of the manufacturer.

SMC CORPORATION Zuazobidea 14, 01012, Vitoria-Gasteiz, Álava +34 945184100 +34 945184126 www.smc.eu emcmarketing@smc.smces.es