

C(D)85, ISO Standard Cylinder, Double Acting, Single Rod

C85N12-200C

Datasheet

General series information

- Double acting, single rod, crimped cylinder
- Conforms to ISO 6432 and CETOP RP52P
- Bore sizes (mm): 8, 10, 12, 16, 20, 25
- Standard strokes up to 300mm
- Auto switch capable

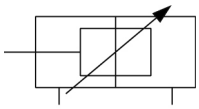

Double-acting cylinder with cushioning adjustable at both ends, single piston rod

Standard specifications

Low Speed	None
Stroke	200
Long Stroke	None
Magnet	None
Rod End Options	None
Auto Switch	No Switch
Cushion	C (Air Cushion)
Mounting	N (Basic Integrated Clevis)
Bore Size	Ø12 mm
Rod Boot	None
Lead Wire or Prewired Connector	0.5m (Or None in the Case of No Switch)
Number	2 pcs. (Or None in the Case of No Switch)
Stainless Steel	None
Temperature Resistance	None
Auto Switch Mounting Type	None
Pressure medium	Compressed Air
Maximum temperature of pressure medium	80 °C
Maximum temperature of pressure medium with magnet	60 °C

Specifications are subject to change without prior notice and any obligation on the part of the manufacturer.

SMC United Kingdom +34 945184126 sales@smc.uk

Minimum temperature of pressure medium	-20 °C [without condensation]
Minimum temperature of pressure medium with magnet	-10 °C [without condensation]
Maximum operating pressure	1 MPa
Minimum operating pressure	0.08 MPa
Proof pressure	1.5 MPa
Maximum ambient temperature	80 °C
Maximum ambient temperature with magnet	60 °C
Minimum ambient temperature	-20 °C
Minimum ambient temperature with magnet	-10 °C
Number of pneumatic connections	2 pcs.
Pneumatic input connection	M5
Pneumatic output connection	M5
Mode of operation of drive	Double acting
Theoretical cylinder force, advance stroke (at 0.5 MPa)	56.6 N
Theoretical cylinder force, return stroke (at 0.5 MPa)	42.4 N
Maximum piston speed	1,500 mm/s
Type of cushioning	Air cushion
Piston rod end	External thread
Geometric form of the piston rod	Single rod
Male thread of rod end	M6
Usable tubing material	Soft nylon;Nylon;Polyurethane
Minimum piston speed	50 mm/s
Weight	0.220 Kg

Specifications are subject to change without prior notice and any obligation on the part of the manufacturer.

SMC United Kingdom +34 945184126 sales@smc.uk

Dimensions

複動・片ロッド

ラバークッション：C□85N チューブ内径－ストローク－□

磁石なし／磁石内蔵

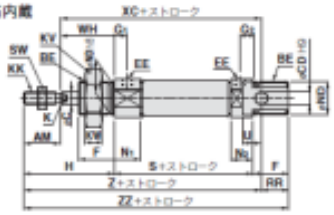

レール取付(A)

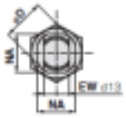

●バンド取付(B)
●磁石なし

エアクッション：C□85N チューブ内径－ストローク C－□

磁石なし／磁石内蔵

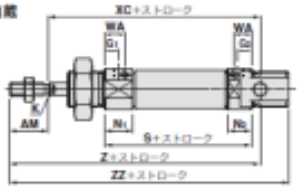

レール取付(A)

●バンド取付(B)
●磁石なし

ジャバラ付

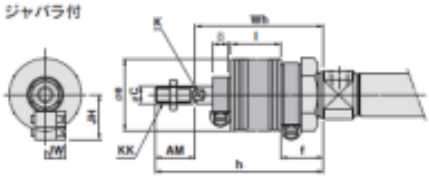

寸法表 (mm)

チューブ内径	AM	BE	C	CD	D	EE	EW	F	G_1	G_2	H	HR	K	KA	KK	KV	KW	N_1	N_2	NA	ND	RR	S	SW	U	WA	WH	XC	Z	ZZ
8	12	M12×1.25	4	4	16.7	M5×0.8	8	12	7	5	28	10	—	4.2	M4×0.7	19	6	11.5	9.5	15	12	10	46	7	6	—	16	64	76	86
10	12	M12×1.25	4	4	16.7	M5×0.8	8	12	7 (6.5)	5 (5.5)	28	10.5	—	4.2	M4×0.7	19	6	11.5 (13.5)	9.5 (11.5)	15	12	10	46 (53)	7	6	10.5	16	64 (71)	76 (83)	86 (93)
12	16	M16×1.5	6	6	19.7	M5×0.8	12	17	8 (7.5)	6 (6.5)	38	14	5	6.2	M6×1	24	8	13.7 (12.7)	10.7 (11.7)	18.3	16	14	50 (54)	10	9	9.5	22	75 (79)	91 (95)	105 (109)
16	16	M16×1.5	6	6	19.7	M5×0.8	12	17	8 (7.5)	6 (6.5)	38	14	5	6.2	M6×1	24	8	13.7 (12.7)	10.7 (11.7)	18.3	16	14	50 (54)	10	9	9.5	22	85 (89)	98 (102)	111 (115)
20	20	M22×1.5	8	8	28	G 1/8	16	20	8	8	44	17	6	8.2	M8×1.25	32	11	19 (17)	15 (17)	24	22	11	62	13	12	13	24	95	115	126
25	20	M22×1.5	8	8	33.5	G 1/8	16	22	8	8	52	20	8	8.2	M10×1.25	32	11	19 (17)	15 (17)	30	22	11	65	17	12	13	28	104	126	137

（ ）内はエアクッションの場合。

ジャバラ付 (mm)

チューブ内径 \ ストローク	AM	C	e	f	K	KK	h 1～50	51～100	101～150	151～200	201～300	301～400	401～500
20	20	8	36	20	6	M8×1.25	71	84	96	109	134	159	—
25	22	10	36	20	8	M10×1.25	74	87	99	112	137	162	187

チューブ内径 \ ストローク	l 1～50	51～100	101～150	151～200	201～300	301～400	401～500	JH	JW	Wh 1～50	51～100	101～150	151～200	201～300	301～400	401～500
20	12.5	25	37.5	50	75	100	—	23.5	10.5	51	64	76	89	114	139	—
25	12.5	25	37.5	50	75	100	125	23.5	10.5	52	65	77	90	115	140	165

Specifications are subject to change without prior notice and any obligation on the part of the manufacturer.

SMC United Kingdom +34 945184126 sales@smc.uk

Constructions

Double acting: Single rod
C□85□10 to 16 Air cushion (Disassembly is not possible)

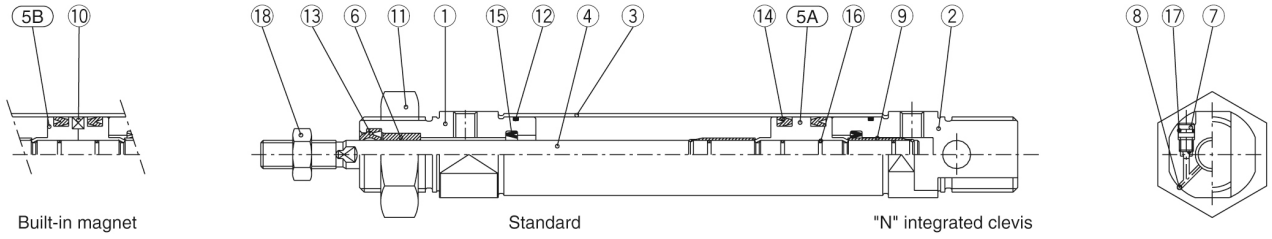

Component Parts

No.	Description	Material	Quantity	Remarks
①	Rod cover	Aluminum alloy	1	White anodized
②	Head cover N	Aluminum alloy	1	White anodized
③	Cylinder tube	Stainless steel	1	
④	Piston rod	Stainless steel	1	
5A	Piston A	Brass	1	
5B	Piston B	Brass	2	(Switch style piston)
⑥	Bush	Sintered bronze	1	
⑦	Cushion needle	Stainless steel	2	
⑧	Steel ball	Bearing steel	2	

No.	Description	Material	Quantity	Remarks
⑨	Cushion ring	Brass	2	
⑩	Magnet		1	
⑪	Mounting nut	Carbon steel	1	Nickel plated
⑫	Tube gasket	NBR	2	
⑬	Rod seal	NBR	1	
⑭	Piston seal	NBR	2	
⑮	Check seal	NBR	2	
⑯	Piston gasket & cushion ring gasket	NBR	3	
⑰	Needle seal	NBR	2	
⑱	Rod end nut	Carbon steel	1	Nickel plated

Specifications are subject to change without prior notice and any obligation on the part of the manufacturer.

SMC United Kingdom +34 945184126 sales@smc.uk

Additional information

Catalogue	C85_C75-A_EU.pdf

Specifications are subject to change without prior notice and any obligation on the part of the manufacturer.

SMC United Kingdom +34 945184126 sales@smc.uk